

# PHP2

## (Intro and Basic)

# Predefined Var

- Variable yang telah terdefinisi oleh PHP, can be called reserved variable
  - Superglobals — Superglobals are built-in variables that are always available in all scopes
  - `$php_errormsg` — The previous error message
  - `$HTTP_RAW_POST_DATA` — Raw POST data
  - `$http_response_header` — HTTP response headers

# Superglobal

- `$GLOBALS`, References all variables available in global scope
- `$_SERVER`, an array containing information such as headers, paths, and script locations (isi dibuat oleh web server)
- `$_GET`, associative array of variables passed to the current script via the URL parameters
- `$_POST`, associative array of variables passed to the current script via the HTTP POST method
- `$_FILES`, associative array of items uploaded to the current script via the HTTP POST method

- `$_COOKIE`, associative array of variables passed to the current script via HTTP Cookies
- `$_SESSION`, associative array containing session variables available to the current script
- `$_REQUEST`, provided to the script via the GET, POST, and COOKIE input mechanisms
- `$_ENV`, associative array of variables passed to the current script via the environment method

# Var server

- U can see all variable server by type:

```
1 <?php
2 phpinfo();
3 ?>
```

- and conf

**PHP Variables**

Variable	Value
_SERVER["HTTP_HOST"]	localhost
_SERVER["HTTP_USER_AGENT"]	Mozilla/5.0 (X11; U; Linux i686; en-US; rv:1.9.1.9) Gecko/20100401 Ubuntu/9.10 (karmic) Firefox/3.5.9
_SERVER["HTTP_ACCEPT"]	text/html,application/xhtml+xml,application/xml;q=0.9,*/*;q=0.8
_SERVER["HTTP_ACCEPT_LANGUAGE"]	en-us,en;q=0.5
_SERVER["HTTP_ACCEPT_ENCODING"]	gzip,deflate
_SERVER["HTTP_ACCEPT_CHARSET"]	ISO-8859-1,utf-8;q=0.7,*;q=0.7
_SERVER["HTTP_KEEP_ALIVE"]	300
_SERVER["HTTP_CONNECTION"]	keep-alive
_SERVER["PATH"]	/usr/local/bin:/usr/bin:/bin
_SERVER["SERVER_SIGNATURE"]	<address>Apache/2.2.12 (Ubuntu) Server at localhost Port 80</address>
_SERVER["SERVER_SOFTWARE"]	Apache/2.2.12 (Ubuntu)
_SERVER["SERVER_NAME"]	localhost
_SERVER["SERVER_ADDR"]	::1
_SERVER["SERVER_PORT"]	80
_SERVER["REMOTE_ADDR"]	::1
_SERVER["DOCUMENT_ROOT"]	/home/dww/public_html/
_SERVER["SERVER_ADMIN"]	webmaster@localhost
SERVER["SCRIPT_FILENAME"]	/home/dww/public_html/Php1/ind2.php

- Used to
  - `$PHP_SELF`: name of script
  - `$SERVER_NAME`: server name
  - `$SERVER_PORT`: port name of web server
  - `$LOCAL_ADDR`: IP user
  - `$REMOTE_HOST`: IP user
  - `$REQUEST_METHOD`: the type of method

```

echo $_SERVER['PHP_SELF'];echo "<br>";
echo $_SERVER['GATEWAY_INTERFACE'];echo "<br>";
echo $_SERVER['SERVER_ADDR'];echo "<br>";
echo $_SERVER['SERVER_NAME'];echo "<br>";
echo $_SERVER['SERVER_SOFTWARE'];echo "<br>";
echo $_SERVER['SERVER_PROTOCOL'];echo "<br>";
echo $_SERVER['REQUEST_METHOD'];echo "<br>";
echo $_SERVER['REQUEST_TIME'];echo "<br>";
echo $_SERVER['DOCUMENT_ROOT'];echo "<br>";
echo $_SERVER['HTTP_ACCEPT'];echo "<br>";
echo $_SERVER['HTTP_ACCEPT_CHARSET'];echo "<br>";
echo $_SERVER['HTTP_ACCEPT_ENCODING'];echo "<br>";
echo $_SERVER['HTTP_ACCEPT_LANGUAGE'];echo "<br>";
echo $_SERVER['HTTP_CONNECTION'];echo "<br>";
echo $_SERVER['HTTP_HOST'];echo "<br>";
echo $_SERVER['HTTP_USER_AGENT'];echo "<br>";
echo $_SERVER['REMOTE_ADDR'];echo "<br>";
echo $_SERVER['REMOTE_PORT'];echo "<br>";
echo $_SERVER['SCRIPT_FILENAME'];echo "<br>";
echo $_SERVER['SERVER_ADMIN'];echo "<br>";
echo $_SERVER['SERVER_PORT'];echo "<br>";
echo $_SERVER['SCRIPT_NAME'];echo "<br>";
echo $_SERVER['REQUEST_URI'];echo "<br>";

```

---

## Informasi Server

```

/WPCourse/InfServ.php
CGI/1.1
::1
localhost
Apache/2.2.14 (Ubuntu)
HTTP/1.1
GET
1301967774
/var/www
text/html,application/xhtml+xml,application/xml;q=0.9,*/*;q=0.8
ISO-8859-1,utf-8;q=0.7,*;q=0.7
gzip,deflate
en-us,en;q=0.5
keep-alive
localhost
Mozilla/5.0 (X11; U; Linux i686; en-US; rv:1.9.2.16) Gecko/20110323 Ubuntu/1
::1
37688
/var/www/WPCourse/InfServ.php
webmaster@localhost
80
/WPCourse/InfServ.php
/WPCourse/InfServ.php

```

```
<?php
$color='#123456'; //define global var
function col(){
    $colr='#654321';//define local var
    echo "<font color=$colr>". "Text color defined by Local_var". "</font>";
    echo "<br>";
    echo '<font color=$GLOBALS["colr"]>' . "Text color defined by Global_var". "</font>";
}
col();
?>
```

Text color defined by Local\_var  
Text color defined by Global\_var



```
function head() {  
    file_get_contents("http://localhost");  
    return $http_response_header;  
}  
$i= head();$j=count($i);  
for ($k=0;$k<$j;$k++){  
echo ($i[$k]);echo "<br>";  
}
```

```
HTTP/1.1 200 OK  
Date: Fri, 01 Apr 2011 03:39:15 GMT  
Server: Apache/2.2.14 (Ubuntu)  
Last-Modified: Mon, 03 Jan 2011 07:30:33 GMT  
ETag: "a3b8c-b1-498ec209d7ba7"  
Accept-Ranges: bytes  
Content-Length: 177  
Vary: Accept-Encoding  
Connection: close  
Content-Type: text/html
```

# Validate

- `$isset()`, to detect variable or key of var
- Value: T/ F
- Null var mean F
- Recall prev ex

Name :

Gender :  Female  Male

Email :

Mobilephone :

^ brief of U, dont be shy write here :

---

```
$name=strip_tags($_REQUEST['Uname']);//
$gender=$_REQUEST['Ugender'];
$email=strip_tags($_REQUEST['Uemail']);
$mphone=strip_tags($_REQUEST['Umphone']);
$u=strip_tags($_REQUEST['UU']);

if (isset ($name)){
    echo ucwords($name)."<br>";
    if (strlen($name)>=40){
        echo "ow MG, U have such a long name buddy ";
    }
    else{
        echo "please buddy, how should i call U";
    }
}
```

please buddy, how should i call U

```
if (!empty($name)){  
    echo $name;  
}
```

```
if (empty($name)){  
    echo "please...name Ur name";  
}
```

- **please...name Ur name**

```
if (empty($name)){  
    echo "please...name Ur name";  
}  
else {  
    echo "Thanks " . $name;  
}
```

# Array

- Unlike strings and numbers (which are scalar variables, meaning they can store only a single value at a time), an array can hold multiple, separate pieces of information.
- An array is therefore like a list of values, each value being a string or a number or even another array.
- Arrays are structured as a series of key-value pairs, where one pair is an item or element of that array

- For each item in the list, there is a key (or index) associated with it

```
$MK[0]="Web Programming";  
$MK[1]="Information System";  
$MK[2]="Statistics";  
  
print_r($MK);echo "<br>";  
  
$Mk = Array("Web Programming","Information System","Statistics");  
print_r($Mk);echo "<br>";  
  
$A=Array("7","Web","7.7");  
print_r($A);echo "<br>";  
  
$Grade['Web Programming'] = 7;  
$Grade['Information System']=7.7;  
$Grade['Statistics']=7.8;  
  
print_r($Grade);echo "<br>";
```

```
Array ( [0] => Web Programming [1] => Information System [2] => Statistics )  
Array ( [0] => Web Programming [1] => Information System [2] => Statistics )  
Array ( [0] => 7 [1] => Web [2] => 7.7 )  
Array ( [Web Programming] => 7 [Information System] => 7.7 [Statistics] => 7.8 )
```

```
<?php
$list=array(
    "Live long and prosper",
    "Save for Tomorrow",
    "You will meet someone"
);
$fortune=$list[rand(0,count($list)-1)];
print $fortune;
?>
```

Live long and prosper

- Result, setiap refresh akan tampil teks hadil random

```

<body>
<form name="f" method="post" action="index9.php">
  <input name="person" type="text">
  <input type="submit" value="search">
</form>

```

```

<?php
$emailDB = array("Jono", "jono@uns.ac.id",
                 "Mono", "mono@uns.ac.id",
                 "Ono", "ono@uns.ac.id",
                 "Dono", "dono@uns.ac.id",
                 "Sono", "sono@uns.ac.id");
?>

<body>
  <form name="f" method="post" action="index8.php">
    <input name="person" type="text">
    <input type="submit" value="search">
  </form>
  <?php
    // put your code here
    $person = $_POST['person'];
    print("Search results for: " . $person . "<br /><br />\n");
    $found = false;
    for ($i = 0; $i < count($emailDB); $i+=2) {
      if ($person == "" ||
          strpos(" ".strtolower($emailDB[$i]), strtolower($person))) {
        $entry1 = $emailDB[$i];
        $entry2 = $emailDB[$i+1];
        print("$entry1: <a href='mailto:$entry2'>$entry2</a><br />\n");
        $found = true;
      }
    }
    if (!$found) {
      print("No matching names were found. Please try again.<br />\n");
    }
  ?>

```

---

Search results for: de

No matching names were found. Please try again.

---

Search results for: do

Dono: [dono@uns.ac.id](mailto:dono@uns.ac.id)





- Array multidimension
- \$Course is array multidimension

```
$Web=array("Web Programming","core","3","Tuesday");  
$Is=array("Information System","core","3","Wednesday");  
$St=array("Statistics","core","3","Thursday");  
echo "<br>";  
$Course=array(  
    'Web'=>$Web,  
    'Is'=>$Is,  
    'St'=>$St);
```

```
$Web=array("Web Programming","core","3","Tuesday");
$Is=array("Information System","core","3","Wednesday");
$St=array("Statistics","core","3","Thursday");
echo "<br>";
$Course=array(
    'Web'=>$Web,
    'Is'=>$Is,
    'St'=>$St);

$MatKul=array(
    0 =>$Web,
    1 =>$Is,
    2 =>$St);

echo $Course['Web'][0];echo "<br>";
echo $MatKul[1][0];
```

# Web Programming Information System

- PHP also have built in function to manage array

```
print_r($Mono); echo "<br>";  
sort($Mono);  
print_r($Mono); echo "<br>";
```

```
Array ( [0] => Karanganyar [1] => 19 [2] => Juni [3] => 1989 [4] => Katolik )  
Array ( [0] => 19 [1] => 1989 [2] => Juni [3] => Karanganyar [4] => Katolik )
```

- asort()

```
Array ( [0] => Karanganyar [1] => 19 [2] => Juni [3] => 1989 [4] => Katolik )  
Array ( [1] => 19 [3] => 1989 [2] => Juni [0] => Karanganyar [4] => Katolik )
```

- ksort()

Array ( [0] => Karanganyar [1] => 19 [2] => Juni [3] => 1989 [4] => Katolik )  
Array ( [0] => Karanganyar [1] => 19 [2] => Juni [3] => 1989 [4] => Katolik )

- arsort()

Array ( [0] => Karanganyar [1] => 19 [2] => Juni [3] => 1989 [4] => Katolik )  
Array ( [4] => Katolik [0] => Karanganyar [2] => Juni [3] => 1989 [1] => 19 )

- rsort()

Array ( [0] => Karanganyar [1] => 19 [2] => Juni [3] => 1989 [4] => Katolik )  
Array ( [0] => Katolik [1] => Karanganyar [2] => Juni [3] => 1989 [4] => 19 )

- krsort()

Array ( [0] => Karanganyar [1] => 19 [2] => Juni [3] => 1989 [4] => Katolik )  
Array ( [4] => Katolik [3] => 1989 [2] => Juni [1] => 19 [0] => Karanganyar )

```

$d=range(1, 31);
$m=array(1=> Jan, Feb, March, April, May, June, July, Aug, Sept, Oct, Nov, Dec);
$y=range(1980, 1996);
echo "Input birthday";echo "<br>";
echo '<select name="d">';
foreach ($d as $key => $value){
    echo "<option value=\"\$key\">$value</option>\n";
}
echo '</select>'. " ";
echo '<select name="m">';
foreach ($m as $key => $value){
    echo "<option value=\"\$key\">$value</option>\n";
}
echo '</select>'. " ";
echo '<select name="y">';
foreach ($y as $key => $value){
    echo "<option value=\"\$key\">$value</option>\n";
}
echo '</select>'. " ";
?>

```

Input birthday

```

$1=array("August","17","1945", "years ago, the independence day of Indonesia .....");
$h2=array("November","10","1945","years ago, It was a heroic day in Surabaya. A Hero's Day ....");
$h3=array("May","7","1901","years ago, one of best scientist was born, Niels Bohr .....");

$h=array(
    0 => $h1,
    1 => $h2,
    2 => $h3);

for ($i=0;$i<count($h);$i++){
    if ($h[$i][0]==date(F) and $h[$i][1]==date(j)){
        $ry = date(Y) - $h[$i][2];
        echo $h[$i][0]." ".$h[$i][1].", ".$ry." ".$h[$i][3]."<br>";
    }
}

```

August 17, 65 years ago, the independence day of Indonesia .....

May 7, 109 years ago, one of best scientist was born, Niels Bohr .....

- The last ex, "asli ngawur"..check it by Urself :p

- and a lot application if U want ...(even only string, good suggestion better U put knowledge than animation in Ur portal)
- U can add URL of image, so it will show the pref image when the time is come

```
rs ago, the independence day of Indonesia .....", "/pic/Aug17.png");  
ars ago, It was a heroic day in Surabaya. A Hero's Day ....");  
o, one of best scientist was born, Niels Bohr .....");
```

# Additional

- Superglobal var juga menyimpan hasilnya dalam bentuk array
- Sebagian built-in function PHP memberikan result dalam bentuk array.
- Diantaranya: `getdate()`, `date_parse()`, `strftime()`, `strtotime()`, `date_parse_from_format()`, dll



# NOTE

So, now add Ur learning built in function

- 1. String function
- 2. Number function
- 3. Date/ time function
- 4. Array function

# UDF

- User Defined Function
- PHP has a lot of built-in functions, addressing almost every need you might have
- More importantly, though, PHP has the capability for you to define and use your own functions for whatever purpose
- ```
function function_name () {  
    // Function code.  
}
```

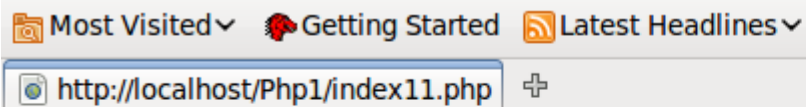
# Ex: history()

```
<?php
/*
 * To change this template, choose Tools | Templates
 * and open the template in the editor.
 */
function history(){
    $h1=array("August","17","1945", "years ago, the independence day of Indonesia .....","/pic/Aug17.png");
    $h2=array("November","10","1945","years ago, It was a heroic day in Surabaya. A Hero's Day ....");
    $h3=array("May","7","1901","years ago, one of best scientist was born, Niels Bohr .....");

    $h=array(
        0 => $h1,
        1 => $h2,
        2 => $h3);

    for ($i=0;$i<count($h);$i++){
        if ($h[$i][0]==date(F) and $h[$i][1]==date(j)){
            $ry = date(Y) - $h[$i][2];
            echo $h[$i][0]." ".$h[$i][1]." ".$ry." ".$h[$i][3]."<br>";
        }
    }

    history();
?>
```



May 7, 109 years ago, one of best scientist was born, Niels Bohr .....

- U can put it anywhere

```
] <html>
]   <table border="1">
]     <tr>
-       <td><?history() ?></td>
-     </tr>
-   </table>
- </html>
```

May 7, 109 years ago, one of best scientist was born, Niels Bohr .....

# Function with parameter

- The other form

```
function function_name (input_parameter) {  
    // Function code.  
}
```

Input\_parameter adalah constan yang digunakan sebagai value inputan

- Ex: Function Triangle

Triangle, bottom , height

```
3 function Triangle ($a,$b){  
    $area = (0.5 * $a)*$b;  
    echo "Triangle area= ".$area;  
- }  
$a=$_REQUEST['bot'];$b=$_REQUEST['hei'];  
Triangle($a, $b);  
"
```

Triangle, bottom , height

**Triangle area= 80**

```

<?
function Triangle ($a,$b){
$area = (0.5 * $a)*$b;
return $area;
}
?>
<body>
  <form name="f" method="post" action="index14.php">
    Triangle, bottom <input name="bot" type="text" size="5" class="c">
    height <input name="hei" type="text" size="5" class="c" >
      <input type="submit" name="buttriangle" value="Calc area triangle">
  <?
$a=$_POST['bot'];$b=$_POST['hei'];
echo "Triangle area= ".Triangle($a, $b);
?><br><br>

```

Triangle, bottom  height   Triangle area= 25

# Including Multiple Files

- Or Modularisation
- PHP can readily make use of external files
- A capability that allows you to divide your scripts and Web sites into distinct parts
- `include()`, `include_once()`
- `require()`, `require_once()`



- The `include()` and `require()` functions are exactly the same when working properly but behave differently when they fail.
- If an `include()` function doesn't work (it cannot include the file for some reason), a warning will be printed to the Web browser
- If `require()` fails, an error is printed and the script is halted
- `*_once()` version, avoid duplication

- require() or include() pretty similar, join the scripts. The original one and the external files
- Scripts mean, any kind of script, html, css, or CGI script
- 

```
<?  
include ('calculate2.php');  
require ('calculate.php');  
?>  
.
```

```

header.php x footer.html x index12.php x
review | [Icons]

1 | <!--
2 | To change this template, choose Tools | Templates
3 | and open the template in the editor.
4 | -->
5 | <!DOCTYPE HTML PUBLIC "-//W3C//DTD HTML 4.01 Transitional//EN">
6 | <html>
7 |   <head>
8 |     <meta http-equiv="Content-Type" content="text/html; charset=UTF-8">
9 |     <title></title>
10 |   </head>
11 |   <body>
12 |     <h1><font color="red">Header</font></h1>
13 |     <hr>
14 |   </body>
15 | </html>
...

<?
include ('header.php');
?>
<html>
  <head>
    <meta http-equiv="Content-Type" content="text/html; charset=UTF-8">
    <title></title>
  </head>
  <body>
    <form name="f" method="post" action="calculate.php">
      Triangle,   bottom <input name="bot" type="text" size="5">,
                  height <input name="hei" type="text" size="5">,
                  <input type="submit" name="but" value="Calculate area">
    </form>
  </body>
</html>

<?
include ('footer.html');
?>

```

```

header.php x footer.html x index12.php x
review | [Icons]

1 | <!--
2 | To change this template, choose Tools | Templates
3 | and open the template in the editor.
4 | -->
5 | <!DOCTYPE HTML PUBLIC "-//W3C//DTD HTML 4.01 Transitional//EN">
6 | <html>
7 |   <head>
8 |     <meta http-equiv="Content-Type" content="text/html; charset=UTF-8">
9 |     <title></title>
10 |   </head>
11 |   <body>
12 |     <hr>
13 |     <h6><font color="red">Footer</font></h6>
14 |   </body>
15 | </html>

```

- See, u can include or require .php (header) or html (footer) or the other scripts

## Header

---

Triangle, bottom , height ,

---

**Footer**

# • A bit modification

```
<?
include ('header.php');
?>
<html>
  <head>
    <meta http-equiv="Content-Type" content="text/html; charset=UTF-8">
    <title></title>
  </head>
  <body>
    <form name="f" method="post" action="calculate3.php">
      Triangle, bottom <input name="bot" type="text" size="5">
        height <input name="hei" type="text" size="5">
        <input type="submit" name="buttriangle" value="Calc area triangle"><br><br>
      Square, edge <input name="edge" size="5">
        <input type="submit" name="butsquare" value="Calc area square"><br><br>
      Rectangle, wide <input name="wide" size="5">
        height <input name="height" size="5">
        <input type="submit" name="butrectangle" value="Calc area Rectangle"><br><br>
    </form>
  </body>
<?
include ('footer.html');
?>
```

## Header

---

Triangle, bottom  height

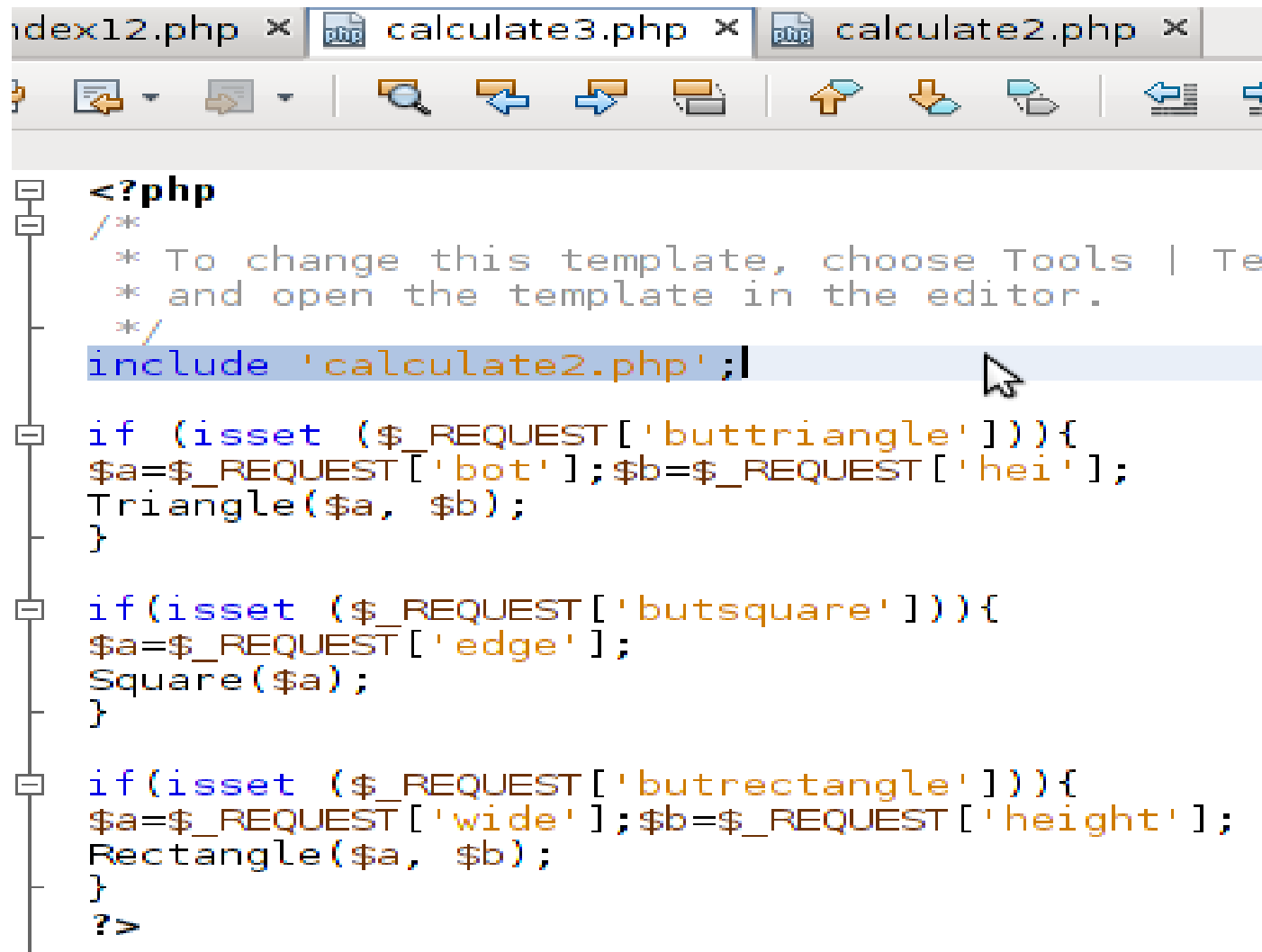
Square, edge

Rectangle, wide  height

---

## Footer

- calculate3.php (handle data form), use include ('calculate2.php')



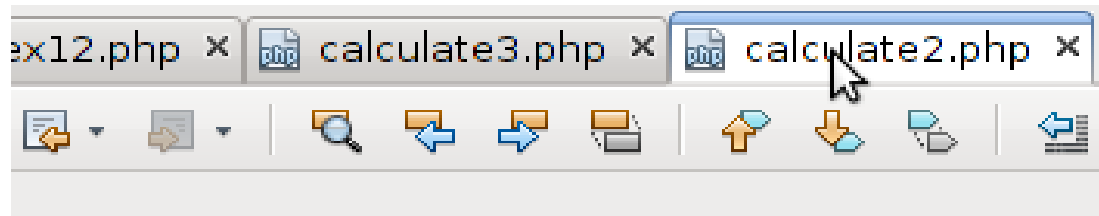
```
<?php
/*
 * To change this template, choose Tools | Te
 * and open the template in the editor.
 */
include 'calculate2.php';

if (isset ($_REQUEST['buttriangle'])) {
    $a=$_REQUEST['bot'];$b=$_REQUEST['hei'];
    Triangle($a, $b);
}

if(isset ($_REQUEST['butsquare'])) {
    $a=$_REQUEST['edge'];
    Square($a);
}

if(isset ($_REQUEST['butrectangle'])) {
    $a=$_REQUEST['wide'];$b=$_REQUEST['height'];
    Rectangle($a, $b);
}
?>
```

- And calculate2.php (content is function UDP)



```
<?php
/*
 * To change this template, choose Tools | 1
 * and open the template in the editor.
 */

function Triangle ($a,$b){
    $area = (0.5 * $a)*$b;
    echo "Triangle area= ".$area;
}

function Square ($a){
    $area = $a*$a;
    echo "Square area= ".$area;
}

function Rectangle ($a,$b){
    $area = $a*$b;
    echo "Rectangle area= ".$area;
}

?>
```

# Header

---

Triangle, bottom  height

Square, edge

Rectangle, wide  height

---

## Footer

Triangle area= 18

Square area= 36

Rectangle area= 80



# Working with file

```
$file = 'email.txt';  
$read = fread(fopen($file, "r"), "4096");  
echo $read."<br>";  
  
echo file_get_contents($file);|
```

```
"Jono", "jono@uns.ac.id" "Mono", "mono@uns.ac.id" "Ono", "ono@uns.ac.id" "Dono", "dono@uns.ac.id" "Sono",  
"sono@uns.ac.id" "Doso", "doso@uns.ac.id"  
"Jono", "jono@uns.ac.id" "Mono", "mono@uns.ac.id" "Ono", "ono@uns.ac.id" "Dono", "dono@uns.ac.id" "Sono",  
"sono@uns.ac.id" "Doso", "doso@uns.ac.id"
```

- Mode
  - r, open and pointer in the beginning
  - r+, open and read, pointer in the beginning
  - w, open edit, if no exist make it
  - w+, open edit read,
  - a, open edit pointer in the end
  - a+, open read edit
- A lot built in function to handle file

# The other ex

- Upload file, sebelumnya sdh diperkenalkan di bahasan form. Kali ini akan lebih dibahas tentang file
- Kadang dibutuhkan perubahan configuration di server di php.ini (aware dgn platform yg digunakan)
- Used to, terkait

`file_uploads = On //on mode file_uploads`

`;upload_tmp_dir = //folder tempat file`

`upload_max_filesize = 2M //maks besar file`

```
;/****/
; File Uploads ;
;/****/

; Whether to allow HTTP file uploads.
; http://php.net/file-uploads
file_uploads = On

; Temporary directory for HTTP uploaded files (will use system default if
; specified).
; http://php.net/upload-tmp-dir
upload_tmp_dir = http://localhost/WPCourse/myfile

; Maximum allowed size for uploaded files.
; http://php.net/upload-max-filesize
upload_max_filesize = 1M

; Maximum number of files that can be uploaded via a single request
max_file_uploads = 50
```

```

<h1>File Upload</h1>
  <form enctype="multipart/form-data" action="Upload.php" method="POST">
    <input type="hidden" name="MAX_FILE_SIZE" value="3000000" />
    File <input type="file" name="upload" class="c" />
    <input type="submit" value="Upload" name="submit">
  </form>
<?php
// put your code here
if (isset ($_POST['submit'])){
$uploaddir = '/var/www/WPCourse/myfile/';
$uploadfile = $uploaddir . basename($_FILES['upload']['name']);
if (move_uploaded_file($_FILES['upload']['tmp_name'], $uploadfile)) {
echo $_FILES['upload']['name']." sukses terupload.\n";
} else {
echo "Upload gagal\n";
}}
?>

```

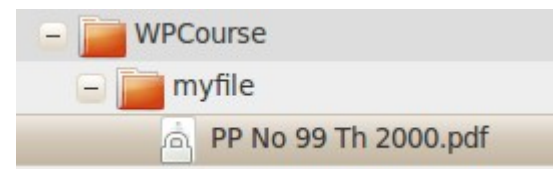
## File Upload

File

## File Upload

File

PP No 99 Th 2000.pdf sukses terupload.



- Pembatasan file → bekerja di area MIME (type data dari content, multimedia)

```
<?php
if (isset ($_POST['submit'])) {
//only pdf and jpg/jpeg
$filter = array ('image/jpg','image/jpeg','application/pdf');
if (in_array($_FILES['upload']['type'], $filter)) {
$uploaddir = '/var/www/WPCourse/myfile/';
$uploadfile = $uploaddir . basename($_FILES['upload']['name']);
if (move_uploaded_file($_FILES['upload']['tmp_name'], $uploadfile)) {
echo $_FILES['upload']['name']." sukses terupload.\n";
}} else {
echo "Upload gagal\n";
}}
```

- Variant MIME, diantaranya
  - text/plain
  - image/jpg, image/gif, image/png etc
  - application/pdf
  - application/ms-word
  - audio/x-wav, audio/mpeg
  - video/x-flv
  - etc

- Tambahkan snippet code berikut

```
echo "<h2>". "Uploaded File". "</h2>";  
$dir = "/var/www/WPCourse/myfile";  
if ($handle = opendir($dir)) {  
while (false !== ($file = readdir($handle))) {  
if ($file != "." && $file != "..") {  
    echo "$file". " (" . mime_content_type($dir . "/" . $file) . ") <br>";  
}}  
closedir($handle);  
}
```

## File Upload

File

## Uploaded File

4.dia (application/x-gzip)  
3.jpg (image/jpeg)  
1.jpg (image/jpeg)  
6.bmp (image/x-ms-bmp)  
9.doc (application/msword)  
8.xls (application/vnd.ms-office)  
2.pdf (application/pdf)  
7.ods (application/octet-stream)  
5.odp (application/octet-stream)  
10.ppt (application/vnd.ms-office)



# • A bit modification

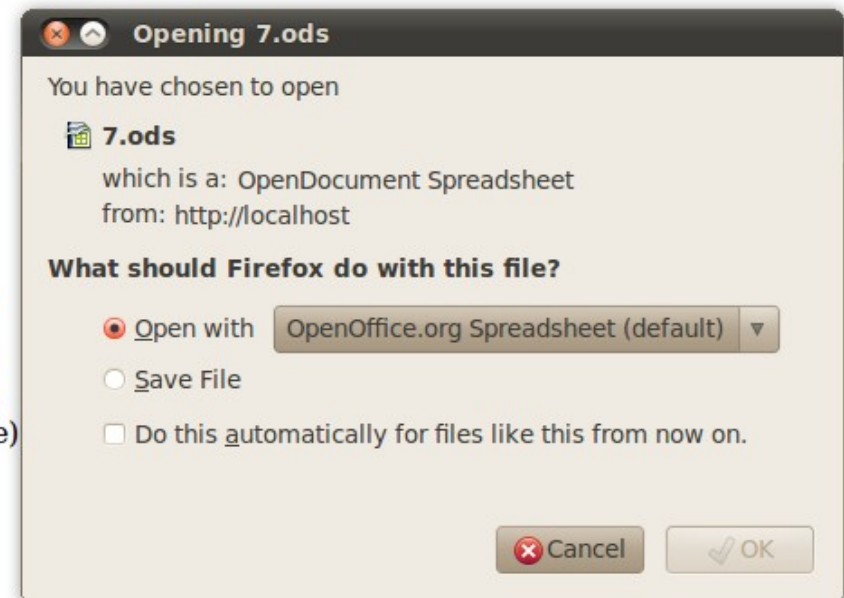
```
echo "<h2>". "Uploaded File". "</h2>";
$dir = "/var/www/WPCourse/myfile";
if ($handle = opendir($dir)) {
while (false !== ($file = readdir($handle))) {
if ($file != "." && $file != "..") {
    $path = "http://localhost/WPCourse/myfile/" . $file; //menambah link file
    echo "<a href='$path'>". $file. "</a>". " (" . mime_content_type($dir . "/" . $file). ") <br>";
}}
closedir($handle);
}
```

## File Upload

File

## Uploaded File

[4.dia](#) (application/x-gzip)  
[3.jpg](#) (image/jpeg)  
[1.jpg](#) (image/jpeg)  
[6.bmp](#) (image/x-ms-bmp)  
[9.doc](#) (application/msword)  
[8.xls](#) (application/vnd.ms-office)  
[2.pdf](#) (application/pdf)  
[7.ods](#) (application/octet-stream)  
[5.odp](#) (application/octet-stream)  
[10.ppt](#) (application/vnd.ms-office)



```

echo "<h2>". "Uploaded File". "</h2>";
$dir = "/var/www/WPCourse/myfile";
if ($handle = opendir($dir)) {
while (false !== ($file = readdir($handle))) {
if ($file != "." && $file != "..") {
    $path = "http://localhost/WPCourse/myfile/" . $file; //menambah link file and size file
    echo "<a href='$path'>". $file. "</a>". " (" . mime_content_type($dir . "/" . $file). ") <font class='c'>".
    filesize($dir . "/" . $file). " bytes </font><br>";
}}
closedir($handle);
}

```

## Uploaded File

[4.dia](#) (application/x-gzip) 9245 bytes  
[3.jpg](#) (image/jpeg) 10957 bytes  
[2.txt](#) (text/plain) 86576 bytes  
[1.jpg](#) (image/jpeg) 9069 bytes  
[6.bmp](#) (image/x-ms-bmp) 789198 bytes  
[9.doc](#) (application/msword) 18944 bytes  
[8.xls](#) (application/vnd.ms-office) 33792 bytes  
[2.pdf](#) (application/pdf) 6838 bytes  
[isso](#) (text/plain) 79 bytes  
[7.ods](#) (application/octet-stream) 22502 bytes  
[5.odp](#) (application/octet-stream) 24245 bytes  
[10.ppt](#) (application/vnd.ms-office) 1278976 bytes

```

<?php
if (isset ($_POST['submit'])){
//only pdf and jpg/jpeg
//$filter = array ('image/jpg','image/jpeg','application/pdf');
//if (in_array($_FILES['upload']['type'], $filter)) {
$uploaddir = '/var/www/WPCourse/myfile/';
$uploadfile = $uploaddir . basename($_FILES['upload']['name']);
if (move_uploaded_file($_FILES['upload']['tmp_name'], $uploadfile)) {
    if (file_exists($uploadfile)) {//filter apakah nama file sdh ada
        echo "File " . $_FILES['upload']['name'] . " sudah ada";
    } else {
        echo $_FILES['upload']['name'] . " sukses terupload.\n";
    } } else {
        echo "Upload gagal\n";
    } }
}

```

## File Upload

File

File 1.jpg sudah ada

## Uploaded File

[4.dia](#) (application/x-gzip) 9245 bytes  
[re22.txt](#) (text/plain) 86576 bytes  
[1.jpg](#) (image/jpeg) 15365 bytes  
[6.bmp](#) (image/x-ms-bmp) 789198 bytes  
[9.doc](#) (application/msword) 18944 bytes  
[8.xls](#) (application/vnd.ms-office) 33792 bytes  
[2.pdf](#) (application/pdf) 6838 bytes  
[isso](#) (text/plain) 79 bytes  
[7.ods](#) (application/octet-stream) 22502 bytes  
[5.odp](#) (application/octet-stream) 24245 bytes  
[10.ppt](#) (application/vnd.ms-office) 1278976 bytes

- Membaca file, default browser langsung mbuka untuk text/plain

```
// membaca file txt
$path = "http://localhost/WPCourse/myfile/";
$filename = trim($path."2.txt");
$homepage = file_get_contents($filename);
echo $homepage;
?>
```

EuI@ЄрВеЄwИЙПРЯQ ЈУЛь2004I~3ЄыЕоНэГьѢсГјИЎб (ЄмГьѢсГјИЎб) ЄмГьѢсГјИЎб}I@SX150ЖЕДГФГ ЙяВ{ИцНьКЖДГ^Е{  
 ІЧЛьМГWѢhДГ SXIhЖЕНьКзqДГФГ SDnS]KA ЪкѸхКАЈСЛьvНьИФГѸзSfгSpФУѸцНьКЖИѢэѸЩЖЕНьэ ТВЄЦЖДГ^Е{ІЧSHСзІКЙLE{ЄЄГІSBnНьКЈВІ  
 ЙНьРуЛРГ^ЄНДГ SцКыТВНьКНьКѸб УвЄНГЦzѸбЄЮЄf PУУVјб ЈюЛРГ^ЄНЦТКАЕ{ІЧЄWНьКАнУДІгДГ SXEWЖДНьКXv IQ The Working Party  
 completed the review and published its Final Report in March 2004 ("the Final Report") The Final Report makes 150 recommendations involving a num  
 of amendments to existing procedural rules and practice The major ones include - the introduction of strict timetables set by the court for each contest  
 case streamlining procedures to avoid unnecessary steps in the course of an action discouraging over-elaborate pleadings witness statements and oral  
 evidence limiting the right to take purely procedural questions on appeal БФСЮЄхSfMfO\ЄшНьZГВВzТВГцНьКЕ{ІЧЈЦЉуІгЄNѢЖЗ ВтАТ  
 ЙНьРуЖДГ^ІУЄшЄІЖЕЛьЗИлКлѢн ЙНьРуЛРГ^ЄНКЩЛьМИб Л{ЦuІvM{ЈфSLSiSHИбЈМЛРГ^ЄНЄІЖЕНьЩЦЩНьКЄш Ньк  
 ЄмГьѢсГјИЎб}ЄЮЄмГјИКKnЄнЄwЄWИкІм БМКASCЈЦSgНькЈюѢзЯВІгГ]НьККЄЦИ ЄShUp //uvnnN.cMЛьce.gOv.hk> ЄшѢКЄНВГЄНЄh O\Ф\$  
 2004I~3Єы ВзмfНькA[KУuНькЛьѢХSКБЕЦЧЄмГьѢс ГјИЎб}НьКІяВДГФГ SHЄЮѢXSКІЈSpSCЈЦSgНькЈюѢз ЯВзѸОЩЛьєh3|(зѸОЩЛьєh3|)  
 КьзѸSCЈЦSgНькЈю ѢзЯВЄмГьѢсГјИЎбЄнЄКІУЖЕІяВДГФГНьКБРцБЄНьр зѸОЩЛьєh3|SDnЄuI@IpЄU КьзѸЙяІГУiSDXщЄЮНьѸФнНькЈВІ@SXЛьЛ  
 qНьКЄu I@ SHЄЮзqЙѢАШѢкSm ЈУІbOAZэБЄНьрЄУЦгPP ЗсНьКЙѢАШѢкSm КАНькЛьхЄЮКФАШГВЄННьЈюЛьwІГУiAiAVРЙК SHHT ЪОІя-  
 ВДГФГЦрАїЖЖІQЄЮІГѸФіаКІц ІbOAZэѸЩдКуЈsДГЄЩІГУiИѢАТКьІoЈтВЮЄЮІяЄН ЙВІ@ЈтВЮ НТѢОГЦІГОAZэЛьМЈКАИНьКЄфДЛь dealing with  
 simple procedural matters on paper without the need for a hearing encouraging greater openness between parties encouraging earlier settlements  
 requiring proper consideration to be given to alternative means of resolving disputes The Final Report and its Executive Summary have been uploaded

# Copy, Delete, Rename

- Misal copy untuk backup

## File Upload

File

## Uploaded File

Filename	MIME Type	Filesize	Operation
<a href="#">4.dia</a>	(application/x-gzip)	9245 bytes	<a href="#">Backup</a> <a href="#">Delete</a>
<a href="#">re22.txt</a>	(text/plain)	86576 bytes	<a href="#">Backup</a> <a href="#">Delete</a>
<a href="#">1.jpg</a>	(image/jpeg)	15365 bytes	<a href="#">Backup</a> <a href="#">Delete</a>
<a href="#">6.bmp</a>	(image/x-ms-bmp)	789198 bytes	<a href="#">Backup</a> <a href="#">Delete</a>
<a href="#">9.doc</a>	(application/msword)	18944 bytes	<a href="#">Backup</a> <a href="#">Delete</a>
<a href="#">8.xls</a>	(application/vnd.ms-office)	33792 bytes	<a href="#">Backup</a> <a href="#">Delete</a>
<a href="#">2.pdf</a>	(application/pdf)	6838 bytes	<a href="#">Backup</a> <a href="#">Delete</a>
<a href="#">Bersatu.mp3</a>	(audio/mpeg)	3014656 bytes	<a href="#">Backup</a> <a href="#">Delete</a>
<a href="#">isso</a>	(text/plain)	79 bytes	<a href="#">Backup</a> <a href="#">Delete</a>
<a href="#">7.ods</a>	(application/octet-stream)	22502 bytes	<a href="#">Backup</a> <a href="#">Delete</a>
<a href="#">Rules and Semantic Web - Part 2.flv</a>	(video/x-flv)	6991048 bytes	<a href="#">Backup</a> <a href="#">Delete</a>
<a href="#">5.odp</a>	(application/octet-stream)	24245 bytes	<a href="#">Backup</a> <a href="#">Delete</a>
<a href="#">Keimanan-Syafiq.wav</a>	(audio/x-wav)	1157120 bytes	<a href="#">Backup</a> <a href="#">Delete</a>
<a href="#">10.ppt</a>	(application/vnd.ms-office)	1278976 bytes	<a href="#">Backup</a> <a href="#">Delete</a>
<a href="#">SerialWin.txt</a>	(text/plain)	194 bytes	<a href="#">Backup</a> <a href="#">Delete</a>

```
$path= "/var/www/WPCourse/myfile/";  
$path2= "/var/www/WPCourse/bckup/";  
copy($path.$file, $path2.$file);
```

```
function dicopy($cp){  
    $path= "/var/www/WPCourse/myfile/";  
    $path2= "/var/www/WPCourse/bckup/";  
    copy($path.$cp, $path2.$cp);  
}
```

```
function didelete($dl){  
    $path= "/var/www/WPCourse/myfile/";  
    $path2= "/var/www/WPCourse/bckup/";  
    unlink($path.$dl);  
}
```

```
    $path= "/var/www/WPCourse/myfile/";  
    rename($path."re2.txt", $path."re22.txt");
```

# Write to file